



Activities During the 3 Day Weekend (Instructions & Procedures)



*Filipino Cursillo Community
Diocese of Oakland
3 Day Weekend Committee*

CONTENT:

- **Welcome & Candle Lighting (for 2023 only)**
- **Stations of the Cross (Thursday)**
- **Visit to Blessed Sacrament (Friday to Sunday)**
- **Palanca Distribution Guidelines**
- **Mañanita (Sunday)**
- **Table Group Visit to the Blessed Sacrament (Saturday)**
- **Poster Presentation and Individual Sharing (Friday, Saturday)**
- **Clausura – Closing Ceremony (Sunday)**



*Filipino Cursillo Community
Diocese of Oakland
3 Day Weekend Committee*

WELCOME AND CANDLE LIGHTING

PREPARATION: (HALL)

Materials needed:

Chairs: candidates' chairs facing the community, Podium, Microphones, Paschal Candle, Candidate's Candles, Candidates' Name Badges, Sound system, and Candidate's photos for posting.


Team Leaders/Volunteers

- a. Prepare Hall
- b. Have all materials and supplies ready; set up accordingly.
- c. Post candidates' photos

WELCOME PROGRAM

1. Rector/a– welcomes Community and announces:
 - a. Number of candidates.
 - b. Give instructions
 - Where the sponsors should sit and what they should do.
 - Request only one or two sponsors to accompany the candidate.
 - Request the community not to applaud until all candidates are called.
2. When the community is ready, the New Cursillistas (NC) are called to the rollo room accompanied by the den father/mother.
3. Rector/a welcomes the community and NCs
4. Calls Spiritual Advisor for the Opening Prayer
5. The community sings "*Those Who See Light.*"
6. Spiritual Advisor-lights the paschal candle and delivers a reflection on the symbolism of the candle lighting.
7. Rector/a calls each NC and his/her sponsor:
 - a. Gives name tag and candle to NCs, and wick to the sponsor/s.
 - b. The sponsor/s lights the candle from the Paschal candle; then places the candle on the table.
 - c. NCs and sponsor/s go to Spiritual Advisors for blessing.

- d. NCs and sponsor/s return to their respective seats.
8. Closing prayer
9. The final song – “Special Day”
10. NCs proceed to the chapel.
11. Rector/a - acknowledges Community for their presence and support.
 - a. Announcements
 - Mañanita schedule – time & place for practice.
 - Clausura schedule.
 - 4th Day Ultreya – where and when.
12. Rector/a calls Spiritual Advisor to bless the community and send them forth.
Volunteer Brothers clean up the hall and arrange tables, chairs, etc. to conform with the table group set-up configuration as provided by Rector/a.




*Filipino Cursillo Community
Diocese of Oakland
3 Day Weekend Committee*

Stations of the Cross (Chapel) **(Thursday)**

The Station of the Cross is a devotion the Team Leaders and the new Cursillistas will participate in after the first meditation on the first night. The Rector in consultation with the Spiritual Advisor will plan the process of the Station of the Cross during Team Formation. The Rector will monitor and remind staff of their specific assignment for this particular devotion. The details of how it will be conducted will depend on the 3-Day weekend schedule and the venue.

1. New Cursillistas and Team Leaders – use Pilgrims Guide for Station of the Cross (pages 105-120), as reference.
2. Team Leader/s – assigned to read the Station of the Cross have to stay in front.
3. New Cursillistas– assigned to carry the Cross and candles will process from station to station.
4. Team Leader/s is encouraged **not** to use projection or any audio/visual inside the Chapel; response can be sung.



*Filipino Cursillo Community
Diocese of Oakland
3 Day Weekend Committee*

VISIT TO BLESSED SACRAMENT

Guidelines regarding the visit to the Blessed Sacrament during our Cursillo weekends:

Friday:

Servers: There will be a Blessed Sacrament exposition at the chapel in the morning and afternoon. Ensure that there is always someone in the chapel when the blessed sacrament is exposed. Anyone who enters the chapel should show reverence (genuflecting, no loud talking.)

NCs: After the Rector's intervention (talk), the NCs will stay in the chapel for a visit. This visit will be conducted together with the Team Leaders, Spiritual Advisors, and NCs, fostering a sense of unity and reverence.

(Note: The Host will not be exposed during the NCs' visit to the chapel).


Saturday:

Servers: Similar to Friday, there will be a Blessed Sacrament exposition at the chapel in the morning and afternoon, supervised by the Chapel Group.

NC: After each rollo, NCs will have an opportunity to visit the Blessed Sacrament with the Host exposed.

Sunday:

Servers: There will be a Blessed Sacrament exposition at the chapel in the morning before Mass supervised by the chapel group.



*Filipino Cursillo Community
Diocese of Oakland
3 Day Weekend Committee*

PALANCA DISTRIBUTION GUIDELINES


Palanca Distribution: Palancas will be handled by the Palanca officers at the weekend and distributed on **Friday** after the Actual Grace Rollo.

Note:

General Palanca will be explained by the SA before individual Palancas are distributed.

Family Love Letters: They are not Palancas and will be distributed after the Clausura, allowing for a meaningful and heartfelt moment of connection between the NC and their loved ones.

Gifts Distribution: During the Cursillo weekend, **no gifts** will be distributed. All gifts, regardless of their nature, will be distributed after the Clausura. This allows for a unified and celebratory moment for the entire community.



*Filipino Cursillo Community
Diocese of Oakland
3 Day Weekend Committee*

Mañanita (Sunday)


(SBS Appendix 13)

Material:

- Song books

Procedure:

1. Service group prepares coffee/pastry for the Community who will do the Mañanita.
2. Community arrives and are directed to a separate room for practice and light breakfast.
3. On cue, Rector/Service coordinator will inform the Community where to gather and when it's time to sing to the New Cursillistas.
4. There will be NO more exchange of crosses and giving of flowers. There should be no sharing of song books with the new Cursillistas during the singing.
5. Team Leaders should watch out for any new cursillistas who might feel alone because he/she does not know anyone in the group of visitors.
6. Notify community – no physical contact with the Servers and the new Cursillistas and that they should exit quietly.



*Filipino Cursillo Community
Diocese of Oakland
3 Day Weekend Committee*

Table Group Visit to the Blessed Sacrament (Saturday) (SBS Appendix 9)

Visit to the Blessed Sacrament – meaning in front of the tabernacle.

Guidelines:

This document provides guidelines for conducting the Table Group Visit to the Blessed Sacrament. The purpose of the visit to the Blessed Sacrament is to assist the new Cursillistas as a group in experiencing an encounter with Jesus. The character of an encounter with Jesus varies according to the uniqueness of each individual. We should do what we can to make them comfortable and relaxed.

Environment:

Visit to the Blessed Sacrament is conducted in the Chapel or room focusing on the Blessed Sacrament. We should not bring any other symbols (pictures, cross, statues, etc.) into the chapel or room. New Cursillistas are to be seated in the chairs/pews together with Team Leaders.

Participants:


The following people will be present in the chapel or room during this activity:

- New Cursillistas
- Team Leaders (TLs)
- Spiritual Advisors

Order:

Saturday

- **By Table Group: Rector** will instruct the TLs when it is their time to visit.
- **Reflection and Expression:**
 - New Cursillistas are given time to pray and reflect as the Spirit moves them.



*Filipino Cursillo Community
Diocese of Oakland
3 Day Weekend Committee*


Poster Presentation and Individual Sharing (Friday, Saturday)

Poster presentation gives an opportunity for New Cursillistas to express the main ideas of each day as experienced by New Cursillistas. A poster presentation is recommended at the end of each day. Due to time constraints, however, the Rector may choose to have one poster presentation to summarize ALL the talks.

In order for the New Cursillistas to be prepared, the poster party is announced and explained in advance by the Rector. Each Decuria will present their poster in the Rollo room.

- **Note:** Rector and the Asst. Rector must give positive and constructive remarks after each Decuria (group) had expressed their understanding and interpretation of the Rollos of each day that such remarks should serve as a reinforcement to build Christian values.
Therefore, the practice of ranking posters is not recommended.

At the end of Poster presentation, the Rector will assess the Summaries stating, “This day has not been bad, (for Friday) but surely tomorrow will be better”. Then it is explained that we are going to say good night to the Lord in the Chapel.



**Filipino Cursillo Community
Diocese of Oakland
3 Day Weekend Committee**

Clausura – Closing Ceremony- Sunday
(SBS Appendix 15)

Preparation:

- NCs Chairs – facing the audience
- Podium
- Service Sheets

Procedure:

1. New Cursillistas– proceed to the rollo room for the Clausura
2. New Cursillistas – sit by Table Group
3. Rector– leads prayer to the Holy Spirit;
4. Rector delivers opening talk; Greeting words to the “distinguished visitors” followed by a brief explanation of the schedule of what will take place.
5. Rector invites a member of each Table group to speak on behalf of his/her Table Group.
6. Rector invites the new cursillistas who wish to speak, “jumping in with both feet.”
7. New Cursillistas JUMP → commenting on the Cursillo experience. The “JUMP” should follow this format:
“I am your Bro. / Sis. _____.”
I live my Cursillo on (date) at (location), Cursillo # _____, Table Group (name of Table Group).” The candidate should not be forced or expected to do a witness. They should be told beforehand not to give any form of public confession; not to compare the Cursillo to any other form of apostolic work and not to thank the Staff. Suggested questions for the candidates:
 - What have you discovered about yourself, Christ and the Church during the weekend?
 - What difference will this weekend make in your life?
8. Rector invites the “distinguished visitors” to speak, starting with some sponsors of the new Cursillistas.
9. Rector invites the Spiritual Advisor/s to speak, then the Lay Director.
10. Handing back the Service Sheets to the new Cursillistas
 - Rector calls out the names of the cursillistas, hands the Service Sheet to the Spiritual Advisor.
 - Spiritual Advisor hands the Service Sheets to the new Cursillista with the words, “Christ is Counting on You” and the Cursillista responds “And I on Him.”
11. Rector delivers final message/Announcement:
 - Next Ultreya
 - Other instructions (venue housekeeping)
12. Closing Prayer: pray the Lord’s Prayer which we offer for three intentions:
 - To give thanks for the spiritual and apostolic success of the weekend.
 - For those who have prayed and made sacrifices for the success of the weekend.
 - For the success of the next weekend.
 - Applause to the Lord present in the Blessed Sacrament.
12. Final Blessing: Spiritual Advisor
13. We sing “De Colores.”
14. Team Leaders proceed to the chapel for thanksgiving prayer.