



***Activities During the
3 Day Weekend
(Instructions & Procedures)***



*Filipino Cursillo Community
Diocese of Oakland
3 Day Weekend Committee*

CONTENT:

- **Stations of the Cross (Thursday)**
- **Mañanita (Sunday)**
- **Table Group Visit to the Blessed Sacrament (Saturday)**
- **Poster Presentation and Individual Sharing (Friday, Saturday)**
- **Clausura – Closing Ceremony (Sunday)**




*Filipino Cursillo Community
Diocese of Oakland
3 Day Weekend Committee*

Stations of the Cross (Chapel) **(Thursday)**

The Station of the Cross is a devotion the Team Leaders and the new Cursillistas will participate in after the first meditation on the first night. The Rector in consultation with the Spiritual Advisor will plan the process of the Station of the Cross during Team Formation. The Rector will monitor and remind staff of their specific assignment for this particular devotion. The details of how it will be conducted will depend on the 3-Day weekend schedule and the venue.

1. New Cursillistas and Team Leaders – use Pilgrims Guide for Station of the Cross (pages 105-120), as reference.
2. Team Leader/s – assigned to read the Station of the Cross have to stay in front.
3. New Cursillistas– assigned to carry the Cross and candles will process from station to station.
4. Team Leader/s is encouraged ***not*** to use projection or any audio/visual inside the Chapel; no music as well.



*Filipino Cursillo Community
Diocese of Oakland
3 Day Weekend Committee*

Mañanita (Sunday)


(SBS Appendix 13)

Material:

- Song books

Procedure:

- 1.** Service group prepares coffee/pastry for the Community who will do the Mañanita.
- 2.** Community arrives and are directed to a separate room for practice and light breakfast.
- 3.** On cue, Rector/Service coordinator will inform the Community where to gather and when it's time to sing to the New Cursillistas.
- 4.** There will be NO more exchange of crosses and giving of flowers. There should be no sharing of song books with the new Cursillistas during the singing.
- 5.** Team Leaders should watch out for any new cursillistas who might feel alone because he/she does not know anyone in the group of visitors.
- 6.** Notify community – no physical contact with the Servers and the new Cursillistas and that they should exit quietly.



*Filipino Cursillo Community
Diocese of Oakland
3 Day Weekend Committee*

Table Group Visit to the Blessed Sacrament (Saturday) (SBS Appendix 9)

Visit to the Blessed Sacrament – meaning in front of the tabernacle.

Guidelines:

This document provides guidelines for conducting the Table Group Visit to the Blessed Sacrament. The purpose of the visit to the Blessed Sacrament is to assist the new Cursillistas as a group in experiencing an encounter with Jesus. The character of an encounter with Jesus varies according to the uniqueness of each individual. We should do what we can to make them comfortable and relaxed.

Environment:

Visit to the Blessed Sacrament is conducted in the Chapel or room focusing on the Blessed Sacrament. We should not bring any other symbols (pictures, cross, statues, etc.) into the chapel or room. New Cursillistas are to be seated in the chairs/pews together with Team Leaders.

Participants:


The following people will be present in the chapel or room during this activity:

- New Cursillistas
- Team Leaders (TLs)
- Spiritual Advisors

Order:

Saturday

- **By Table Group: Rector** will instruct the TLs when it is their time to visit.
- **Reflection and Expression:**
 - New Cursillistas are given time to pray and reflect as the Spirit moves them.




*Filipino Cursillo Community
Diocese of Oakland
3 Day Weekend Committee*

Poster Presentation and Individual Sharing (Friday, Saturday)

Poster presentation gives an opportunity for New Cursillistas to express the main ideas of each day as experienced by New Cursillistas. A poster presentation is recommended at the end of each day. Due to time constraints however, the Rector may choose to have one poster presentation to summarize ALL the talks. Although not recommended, posters are ranked or awarded prizes for different categories such as “most original, most creative, most spiritual etc.” In order for the New Cursillistas to be prepared, the poster party is announced and explained in advance by the Rector. Each Decuria will present their poster either in the Rollo room.

- **Note:** Rector and the Asst. Rector must give positive and constructive remarks after each Decuria (group) had expressed their understanding and interpretation of the Rollos of each day that such remarks should serve as a reinforcement to build Christian values.
- After the Poster presentation on Saturday, the New Cursillistas will be asked to share or their reflection to all the events that happened since the Opening night. What touches them most and explained.

At the end of Poster presentation, the Rector will assess the Summaries stating, “This day has not been bad, but surely tomorrow will be better”. Then it is explained that we are going to say good night to the Lord in the Chapel.



**Filipino Cursillo Community
Diocese of Oakland
3 Day Weekend Committee**

Clausura – Closing Ceremony- Sunday
(SBS Appendix 15)

Preparation:

- Chairs – facing the altar
- Podium
- Service Sheets

Procedure:

1. New Cursillistas– proceed to the Chapel for the Clausura
2. New Cursillistas – sit by Table Group
3. Rector– leads prayer to the Holy Spirit;
4. Rector delivers opening talk; Greeting words to the “distinguished visitors” followed by a brief explanation of the schedule of what will take place
5. Rector invites a member of each Table group to speak on behalf of his/her Table Group.
6. Rector invites the new cursillistas who wish to speak, “jumping in with both feet.”
7. New Cursillistas JUMP → commenting on the Cursillo experience. The “JUMP” should follow this format:
“I am your Bro. / Sis. _____.
I live my Cursillo on *(date)* at *(location)*, Cursillo # _____, Table Group *(name of Table Group)*.” The candidate should not be forced or expected to do a witness. They should be told beforehand not to give any form of public confession; not to compare the Cursillo to any other form of apostolic work and not to thank the Staff. Suggested questions for the candidates:
 - What have you discovered about yourself, Christ and the Church during the weekend?
 - What difference will this weekend make in your life?
8. Rector invites the “distinguished visitors” (4th Day Speaker) to speak, starting with some sponsors of the new Cursillistas.
9. Rector invites the Spiritual Advisor/s to speak, then the Lay Director.
10. Handing back the Service Sheets to the new Cursillistas
 - Rector calls out the names of the cursillistas, hands the Service Sheet to the Spiritual Advisor.
 - Spiritual Advisor hands the Service Sheets to the new Cursillista with the words, “Christ is Counting on You” and the Cursillista responds “And I on Him.”
11. Rector delivers final message/Announcement:
 - Next Ultreya
 - Other instructions (venue housekeeping)
12. Closing Prayer: pray the Lord’s Prayer which we offer for three intentions:
 - To give thanks for the spiritual and apostolic success of the weekend.
 - For those who have prayed and made sacrifices for the success of the weekend.
 - For the success of the next weekend.
 - Applause to the Lord present in the Blessed Sacrament.
12. Final Blessing: Spiritual Advisor
13. We sing “De Colores.”
14. Team Leaders remains in the chapel for thanksgiving prayer.